






Scan QR Code with your smart phone for video instructions. Video can also be viewed on our website. See product details.



**Installation Instructions**  
**JLT Next Generation Ram Air Intake Kit for 2001 Bullitt**  
**# RAI2-FMB-01, # RAI2-FMB-01-P**

Thank you for purchasing our product. We hope you are satisfied with the look and performance.

**Verify you have all of the following parts included in the kit:**

- (1) JLT Intake tube with IAC & PCV fittings and IAT grommet, (1) 4.5"x3" Silicone coupler, (1) 4.5"-4" Silicone Reducer, (1) MAF Silicone Spacer, (1) MAF Gasket, (1) MAF Adaptor with bolts, (3) #72 Clamps, (1) #64 clamp, (1) 4x9" Air Filter, (1) Heat shield, (1) 6" piece of 3/4" hose

Step#	
1	<p><b>Gather all of the following tools needed for the installation:</b> 5/16 Nut Driver, 10mm Open End Wrench, 11mm Open End Wrench</p>
2	<p>Remove your stock intake system from the throttle body to the filter housing.</p> 
3	<p>Unbolt your Mass Air Flow Sensor from the filter housing, and install the MAF filter adaptor using the supplied MAF gasket and bolts shown below. <b>Do not reuse the screen BOLTS GO THROUGH MAF AND THREAD INTO ADAPTOR.</b></p> 
4	<p>Install the filter onto the MAF adaptor and the silicone reducer onto the MAF. Then install Throttle body coupler onto JLT tube, then the tube into silicone reducer making a complete unit from throttle body to filter.</p> 

5	<p>PULL the Inlet Air Temperature sensor from your stock inlet and install in the grommet on bottom side of JLT tube.</p> 
6	<p>Tuck air filter behind the headlight and lower down onto throttle body. Tighten only the clamp on throttle body.</p>
7	<p>Plug in IAT sensor, MAF sensor and PCV connection (using supplied tubing and hose).</p> 
8	<p>Using the stock air box bolt, install the heat shield. It should fit in front of MAF sensor.</p>
9	<p>Go back and make any adjustments to the tube and tighten the clamps (<b>ONLY FINGER TIGHT</b>). Installation is complete.</p>

This kit includes an S&B Powerstack pre-oiled reusable air filter. The frequency you should clean your filter will depend on your driving conditions. It is recommended to check your filter at every oil change or 3,000 miles. If there is a build up of dirt as thick as the wire mesh, then it's time to clean your filter. As dirt builds up on your filter, the restriction of the airflow also increases. More frequent cleanings will improve your fuel economy and your vehicle's performance.

To properly clean your filter, we recommend the S&B Precision Cleaning & Oiling Kit (located in the 2001 Bullitt Intake section of our website, [www.JLTtruecoldair.com](http://www.JLTtruecoldair.com)).

Thanks for the business. If you have any questions, please e-mail [Jay@JLTtruecoldair.com](mailto:Jay@JLTtruecoldair.com) or call 757-335-1940. Our hours are Monday-Friday. 8:00am – 5:00pm Eastern Time.

**Warranty:** JLT Performance Inc. will repair or replace any part of their product found upon our inspection to be defective in workmanship or material within 1 year from the purchase date for the original purchaser.

**Disclaimer:** JLT Performance Inc. makes no warranties whatsoever, expressed or implied, oral or written to any purchasers, except the warranty above. JLT Performance Inc. hereby specifically excludes from any implied warranty of merchantability or implied warranty of incidental, secondary, or consequential damages of any kind whatsoever. All purchasers and users of products manufactured by JLT Performance Inc. agree to hold harmless and indemnify JLT Performance Inc. from any and all claims arising from their use. Failure to receive notice of any or the limitations contained in this disclaimer shall not serve to extend liability to JLT Performance Inc. for any claims arising out of use of its products.

**Custom Paint Disclaimer:** All custom paint jobs are done by JLT Performance Inc. Every job is different and done by hand. By ordering a custom paint job, you accept this fact and cannot hold JLT Performance liable for the end result not being exactly what you had in your mind.

**Return Policy:** All returns will be subject to a 10%-25% restocking fee. Air Filters will not be accepted for return unless they are in original plastic sealed bag. Please visit [www.JLTtruecoldair.com](http://www.JLTtruecoldair.com) for complete return policy.