



PART # 7024,7026 & 7257 2005-2011 C-SERIES LOWER BILLET GRILLE




Notice: Pre fit before painting! Install new, unpainted parts according to these instructions! Then remove parts, paint them and re-install! Painted or Altered Parts are Non-Refundable!

Step 1: Place the lower billet grille in the lower mouth opening of the bumper. Center the grille in the mouth opening and make sure the grille bars are parallel to each other. Mark the mounting locations of the grille on the bumper and drill an 1/8" hole in the marked locations. Use the short Phillips screws to secure it in place.

Step 2: (Only if you have fog light option.) Align the light mounts, with the three holes in the back of the fog light bucket and snap it into place **as shown in fig.A**. With the tapered holes in the light bezel facing up, screw it to the light bucket **as shown in fig.B**. The light buckets have two steps on the back of them to help align it to the grille. Align the steps on the back of the light bucket to the pre drilled holes in the grille trim rings and screw it to the grille **as shown in fig.C**.



Step 3: The factory fog light wires must be cut and extended to reach the fog lights in the lower billet grille. Peel back the black wire loom and cut the wires five inches from the back of the plug **as shown in fig.D**. Strip a 1/4" off the cut ends of the plug wires and the extending wires that are provided in the hardware pack. Use the supplied butt connectors to connect the plug wires to the extending wires **as shown in fig.E**. (Black goes to black.) Use the supplied butt connectors to connect the extending wires to the factory wire harness **as shown in fig.F**. Wrap all the connections with electrical tape to keep moisture from getting to them.



| PART # 7024 | | |
|-------------|-----------------------|------------|
| QTY | DESCRIPTION | HARDWARE # |
| 8 | SMALL PHILLIPS SCREWS | 3265 |



| PART #7026,7257 | | |
|-----------------|--------------------------|-------------|
| QTY | DESCRIPTION | HARDWARE # |
| 8 | SMALL PHILLIPS SCREWS | 3265 |
| 12 | HEX HEAD SCREWS | 992210A145 |
| 2 | FOG LIGHT BUCKETS | 7026, RA-LA |
| 2 | FOG LIGHTS | 7015 |
| 4 | LONG BLACK SCREWS | WE2623 |
| 2 | 2' LENGTHS OF BLACK WIRE | 758K55 |
| 2 | 2' LENGTHS OF RED WIRE | 758K55 |
| 2 | ALUMINUM TRIM BEZELS | TEM-041 |
| 8 | BUTT CONNECTOR | MC7227K13 |