



**Installation Instructions**  
**JLT 3.0 Oil Separator, Driver Side (2015-2017 EcoBoost Mustang)**  
**#3029D**


Please review complete instructions prior to installing.

It is recommended to use a lift or place the front of the car on jack stands.

Remove the stock line from the PCV Valve under intake manifold on the engine block to the connection behind the throttle body


**Lower fitting**

**Upper fitting**



1

Use the supplied bolt and nut to mount JLT bracket to the tab on the driver side shock tower.




2

Use the supplied screws to mount the JLT Separator assembly to the JLT bracket routing the front hose under the intake for the fitting behind the throttle body and the rear hose down toward the engine mount.

3

From above route the hose under the throttle body and on to the fitting and push the connection locking tab.



From under side route rear hose to PCV connection on the engine block



4



To properly clean the filter in the Oil Separator spray any degreaser or solvent through it and let it air dry. Clean it every 10,000 miles. Thanks for the business. If you have any questions, please e-mail [info@JLTtruecoldair.com](mailto:info@JLTtruecoldair.com) or call 757-335-1940. Our hours are Monday-Friday. 8:00am – 5:00pm Eastern Time.

**Warranty:** JLT Performance Inc. will repair or replace any part of their product found upon our inspection to be defective in workmanship or material within 1 year from the purchase date for the original purchaser.

**Disclaimer:** JLT Performance Inc. makes no warranties whatsoever, expressed or implied, oral or written to any purchasers, except the warranty above. JLT Performance Inc. hereby specifically excludes from any implied warranty of merchantability or implied warranty of incidental, secondary, or consequential damages of any kind whatsoever. All purchasers and users of products manufactured by JLT Performance Inc. agree to hold harmless and indemnify JLT Performance Inc. from any and all claims arising from their use. Failure to receive notice of any of the limitations contained in this disclaimer shall not serve to extend liability to JLT Performance Inc. for any claims arising out of use of its products.

**Return Policy:** All returns will be subject to a 10%-25% restocking fee. Please visit [www.JLTtruecoldair.com](http://www.JLTtruecoldair.com) for complete return policy.